

6GFM250G

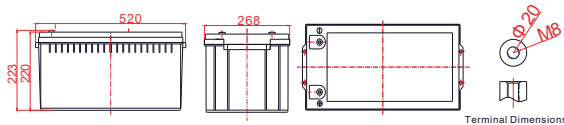


GENERAL FEATURES

- Nanosilica colloidal electrolyte and high tin positive plate alloy design to enhance battery performance
- Relatively rich electrolyte, high temperature and low temperature performance is superior
- Long cycle life, excellent deep cycle discharge ability
- Excellent charge acceptance ability
- Precision sealing technology
- Long life



Dimension: 520(L)×268(W)×220(H)×223(TH) Unit: mm



APPLICATIONS

- Solar / wind energy and other new energy storage
- UPS/EPS
- Power systems
- Telecommunications system
- Emergency lighting、Auto control system
- Other general purpose

SPECIFICATION

Nominal Voltage	12V
Nominal Capacity	240Ah
Design life	12 years
Terminal	M8
Approx. Weight	Approx 52.0-67.0kg
Container Material	ABS
Rated Capacity	240.0Ah 10Hour Rate (25.0A to 10.8V)
	187Ah 3Hour Rate (65.8A to 10.8V)
	150Ah 1Hour Rate (160A to 10.5V)
Internal resistance	Full charged at 25°C: 2.9 mΩ
Max. Discharge Current	3000A(5S)
Operating Temperature	Discharge : -40 ~60 °C (-40~ 140°F)
	Charge : -20 ~50 °C (-4~ 122°F) Storage: -20 ~50 °C (-4~ 122°F)
Charge Method(25 °C)	Charge current: Max.62.5A; Recom.25.0 A
	Float Charge:13.5-13.8V,recom.13.8V(-18mV/ °C)
	Equalize charge:13.8-14.1V,recom.14.1V(-24mV/ °C) Cycle charge:14.4-15.0V,recom.14.7V(-30mV/ °C)
Self discharge	3 % o f capacity declined per month at 25°C

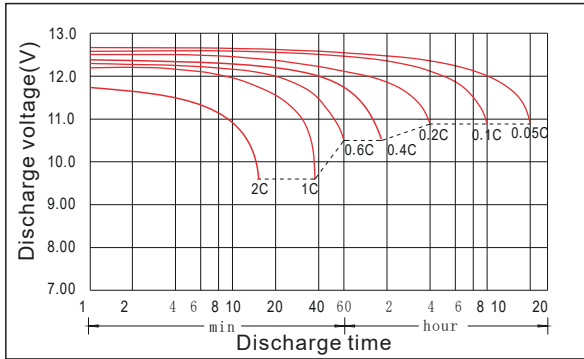
Constant Current Discharge Characteristics Unit: A (25 °C, 77 °F)

FV/Time	15min	30min	1h	2h	3h	5h	8h	10h	20h
1.60V	459	279	165	94.6	68.7	46.1	30.3	25.9	13.6
1.65V	445	274	164	94.1	67.9	45.6	30.0	25.6	13.5
1.70V	436	270	163	93.4	67.0	45.1	29.8	25.4	13.4
1.75V	421	267	160	92.0	66.3	44.7	29.5	25.1	13.4
1.80V	393	256	156	90.3	65.8	43.5	29.3	25.0	13.3
1.85V	350	233	145	85.7	61.9	41.3	28.1	24.1	13.1

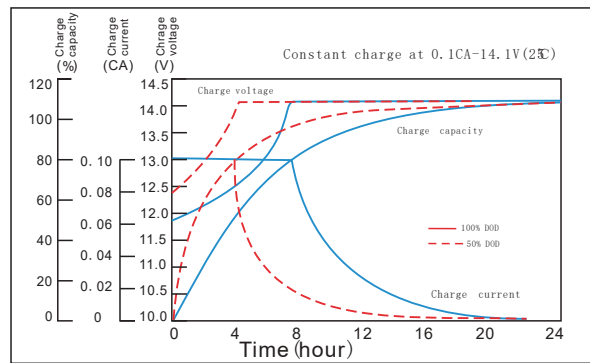
Constant Power Discharge Characteristics Unit: W/cell (25 °C, 77 °F)

FV/Time	15min	30min	1h	2h	3h	5h	8h	10h	20h
1.60V	809	505	312	179	131	87.4	58.8	49.8	26.9
1.65V	794	500	309	178	129	86.9	58.3	49.3	26.7
1.70V	785	500	307	178	128	86.2	58.1	48.8	26.6
1.75V	780	498	305	177	127	85.7	57.6	48.3	26.5
1.80V	738	486	302	176	127	84.8	57.1	47.8	26.4
1.85V	659	446	281	168	121	80.9	55.2	47.0	26.1

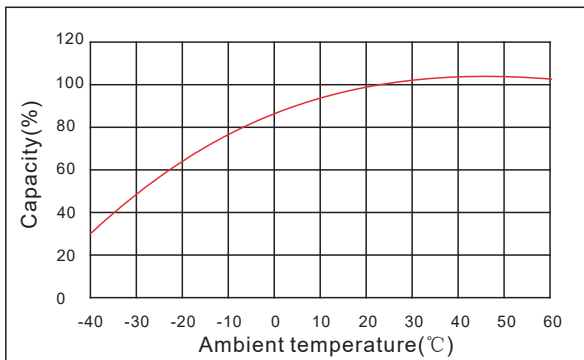
Discharge characteristic



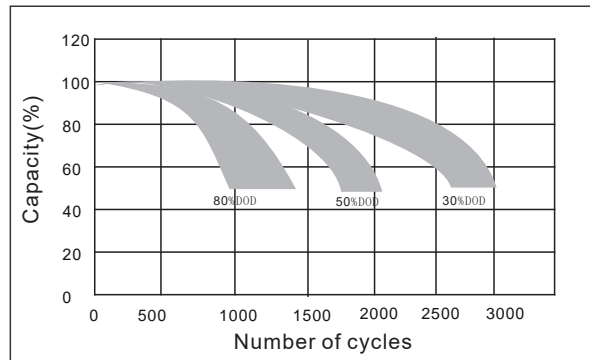
Charging characteristic



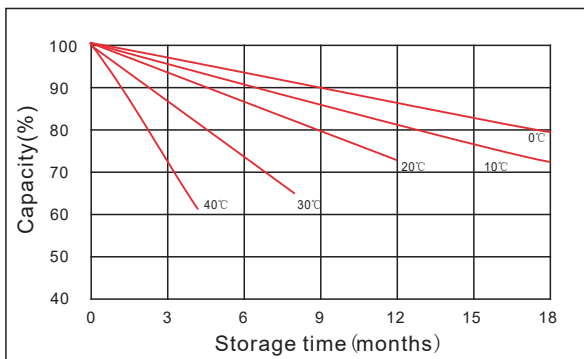
The effect of temperature on capacity



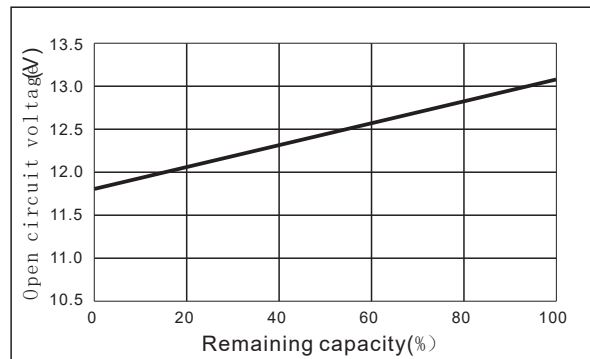
The effect of discharge depth on cycle life



Curves of selfdischarge



Curves of open circuit voltage vs. capacity



Nuuko Power Co.,Ltd.

Mob./Whatsapp/Wechat:+86 13484066612 E-Mail:info@nuukopower.com

Web:www.nuukopower.com Skype:info@nuukopower.com

Add:NO.3 Chuangxin Technology Park,Xinzhan District 230012 , Hefei City,Anhui Province,China.